

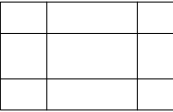


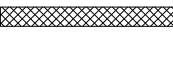

F.F - DOOR & WINDOW REF. PLAN
Scale 1:100

ELECTRICAL LAYOUT INDICATED IS PURELY FOR LIGHTING POSITIONING. THE ELECTRICAL LAYOUT DRAWING MUST BE DONE BY THE ELECTRICAL ENGINEER.

NOTES:

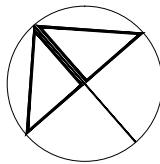
- * All dimensions to be checked on site and on drawings, any discrepancies to be reported to the architect before work is put in hand.
- * Only figured dimensioned are to be taken.
- * All building methods and materials to comply with the national building regulations.
- * The drawing is the property of GAMA Architecture.
- * Copyright is reserved by them and the drawing is issued on the condition that it is not copied, reproduced, retained or disclosed to any authorised person, either wholly or in part without the written consent of GAMA Architecture.
- * All levels to be checked on site and on drawings, any discrepancies to be reported to the architect before work is put in hand.
- * All structural work is to be checked by an Engineer.
- * Soil condition to be approved by a Soil Engineer.
- * All work to be in accordance with SABS-0400
- * The works to be set out from approved local authority plans only.
- * Inspection eye's to be provided at all bends and junctions
- * All balustrading to be 1m high and to comply with n.b.r. MM3.
- * All fire places, flues, chimney and gas brais to comply with SABS-0400 - 1990 Part V.
- * Sewer layout and pipe sizing to be verified by a registered plumber.
- * All site beacons to be exposed and flagged.

SPECIFICATIONS

	AMF THERMATEX EXPOSED GRID SYSTEM CEILING, TILES SIZE 1200x600mm WITH A THICKNESS OF 15mm, WHITE IN COLOUR
	GYPSUM PLASTERBOARD CEILING FIXED TO A CONCEALED GRID SYSTEM, JOINTS TO BE CLOSED OFF WITH CEILING TAPE, EDGES TO RECEIVE A SHADOWLINE, CEILING TO BE SKIMMED AND PAINTED TO ARCHITECT'S SPECIFICATION
	SMOOTH CONCRETE SOFFIT PAINTED TO ARCHITECT'S SPECIFICATION
	REGENT LIGHTING SOLUTION'S LINEAR 4.0 RECESSED MOUNTED, SIZE 40x25mm, LENGTH SIZE AS INDICATED ON THE CEILING LAYOUT, COLOUR TO BE BLACK. REFER TO TECHNICAL SPEC. SHEET FOR A DETAILED SPECIFICATION
	DOWNLIGHT TO ELECTRICAL ENGINEER'S RECOMMENDATION, COLOUR MUST BE BLACK

No.	DATE	DESCRIPTION
-----	------	-------------

REVISIONS
APPROXIMATE NORTH



CLIENT
 NATIONAL HEALTH
LABORATORY SERVICE

PROJECT MANAGER
 HAPPRE
GROUP

GAMA
DESIGNS
GABRIEL MARQUE
CELL: 082778 286 2900
E-MAIL: gabriel@gamadesigns.co.za

COPYRIGHT OF THIS DRAWING IS RESERVED BY THE ARCHITECT.
DIMENSIONS TO BE CHECKED ON SITE BEFORE WORK IS COMMENCED

PROJECT
**PROPOSED NEW
LABORATORY & OFFICES FOR
THE NHL'S ON PTN 66/272
TOWN & TOWNLANDS OF RUSTENBURG 272JQ**

TITLE
**FIRST FLOOR
CEILING LAYOUT**

ISSUED FOR			
INFORMATION	X	CONSTRUCTION	
DRAWN	DATE	SCALE	
GM	27.03.2024	AS SHOWN	
JOB NO	DRAWING NO	REVISION	SHEET SIZE
4670	015	00	A1